

NEW GIVING PLATFORM

SETTING UP RECURRING GIVING





Home **Give** Groups Check-In Events   

Give

\$ USD

1 Enter the amount you will be giving

\$ 100  Tithe/Offering 
Tithes & Offerings

2 Select how you would like your donation designated; Tithe/Offering, First Fruit, or Building Fund.

[+ Add donation](#)

3 Set the giving frequency to "Regularly"

Frequency

Regularly 

5 Select the day you want to give for weekly and every other week. Or select the date(s) if the frequency is monthly or twice a month)

Weekly  on Sunday 

4 Select the giving frequency (weekly, every other week, twice a month, or monthly) you desire.

My first donation will be:


4/10/2022 


6 Select the date you want the recurring donations to begin


 **Joe Johnson**
jjohnson@yahoo.com

7 Select the payment method you will use for your recurring donations.

Select payment method

ACH 121 Financial Credit Union . 

ACH Pnc Bank, 

ACH One Finance . 

8 Select if you want to cover the processing fee.

Add \$0.25 to cover the processing fee

Start giving \$100.25 weekly

9 Click on Start giving to finish setting up your recurring donation.

 Payment information is TLS encrypted and stored at [Stripe](#) - a Level 1 PCI compliant payment processor. Bank verification powered by [Plaid](#).